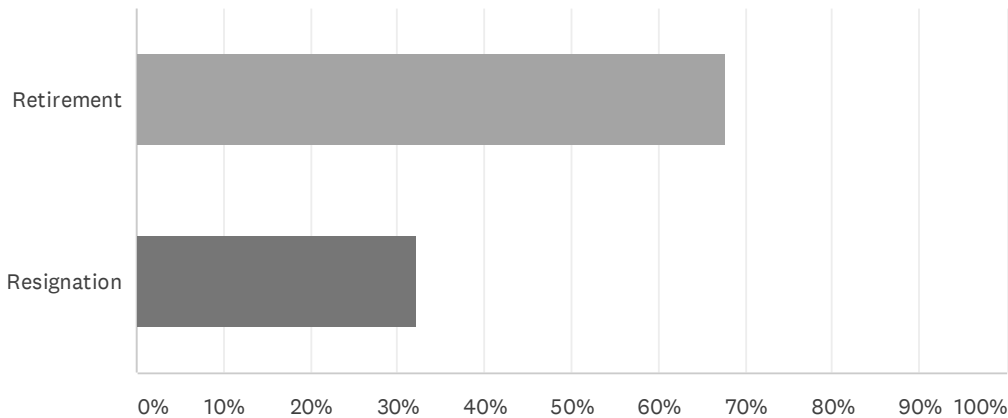


Q1 Is your departure from the Wildlife Department due to retirement or resignation?

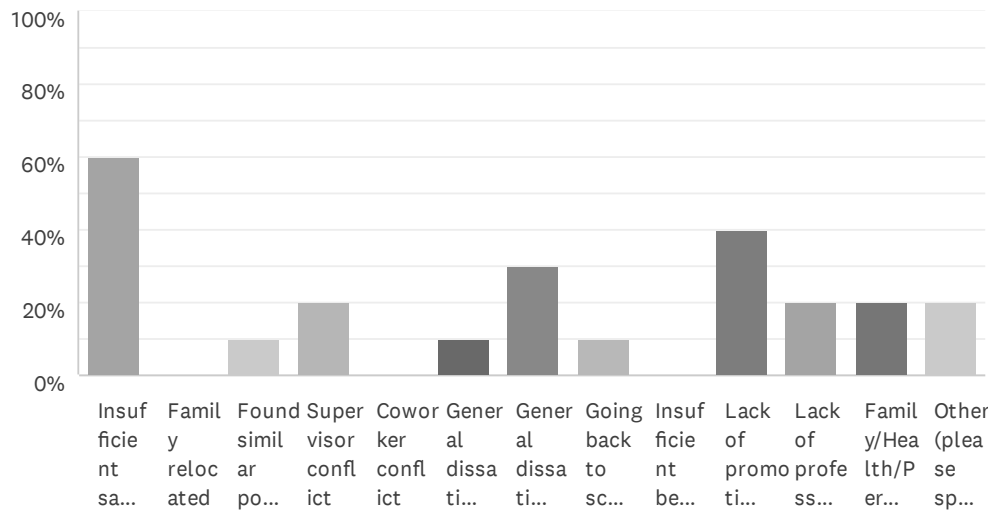
Answered: 31    Skipped: 0



ANSWER CHOICES		RESPONSES	
Retirement		67.74%	21
Resignation		32.26%	10
TOTAL			31

## Q2 What most influenced your decision to leave the Wildlife Department? Check all that apply.

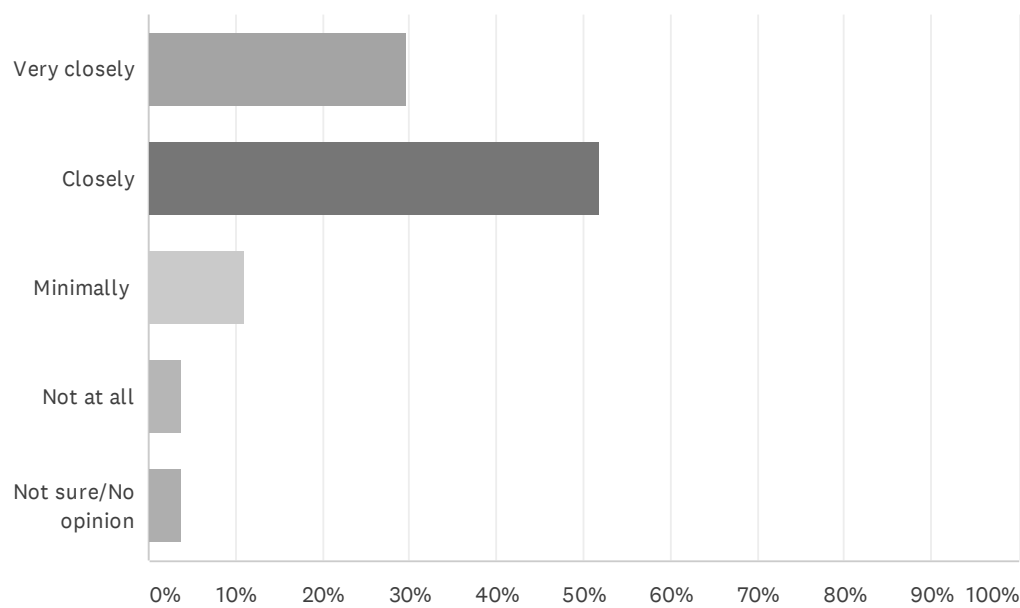
Answered: 10    Skipped: 21



ANSWER CHOICES	RESPONSES	
Insufficient salary	60.00%	6
Family relocated	0.00%	0
Found similar position in a more desirable location	10.00%	1
Supervisor conflict	20.00%	2
Coworker conflict	0.00%	0
General dissatisfaction with job	10.00%	1
General dissatisfaction with agency	30.00%	3
Going back to school	10.00%	1
Insufficient benefits package (health insurance, retirement, etc.)	0.00%	0
Lack of promotional opportunity	40.00%	4
Lack of professional development/training opportunities	20.00%	2
Family/Health/Personal Reasons	20.00%	2
Other (please specify)	20.00%	2
Total Respondents: 10		

Q3 How closely did your work responsibilities match your expectations of the position?

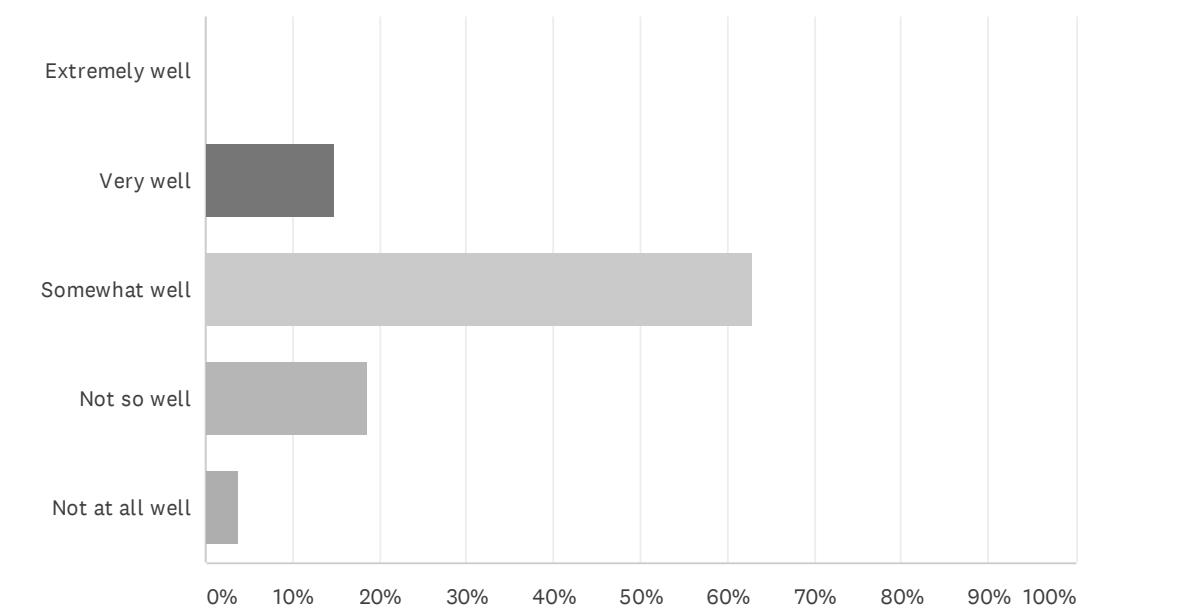
Answered: 27    Skipped: 4



ANSWER CHOICES	RESPONSES	
Very closely	29.63%	8
Closely	51.85%	14
Minimally	11.11%	3
Not at all	3.70%	1
Not sure/No opinion	3.70%	1
TOTAL		27

# Q4 How well were you paid for the work you did at the Wildlife Department?

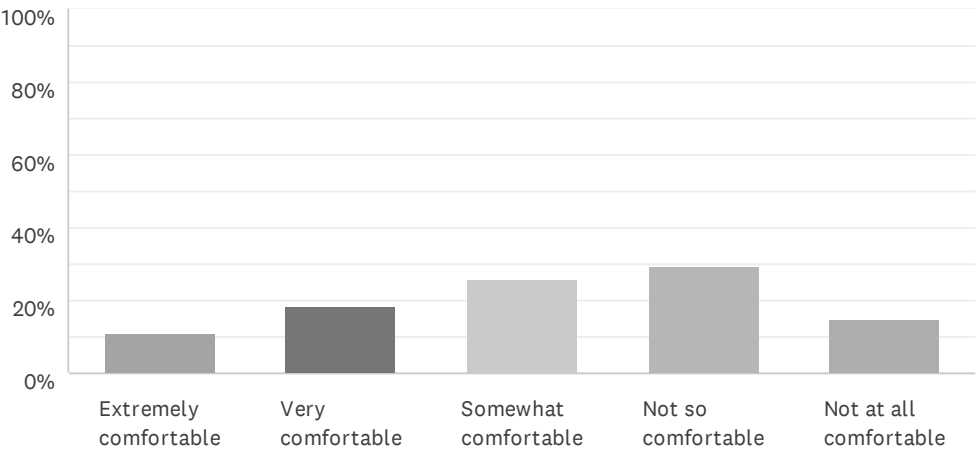
Answered: 27    Skipped: 4



ANSWER CHOICES	RESPONSES	
Extremely well	0.00%	0
Very well	14.81%	4
Somewhat well	62.96%	17
Not so well	18.52%	5
Not at all well	3.70%	1
TOTAL		27

Q5 Overall, how comfortable did you feel voicing your opinions at the agency?

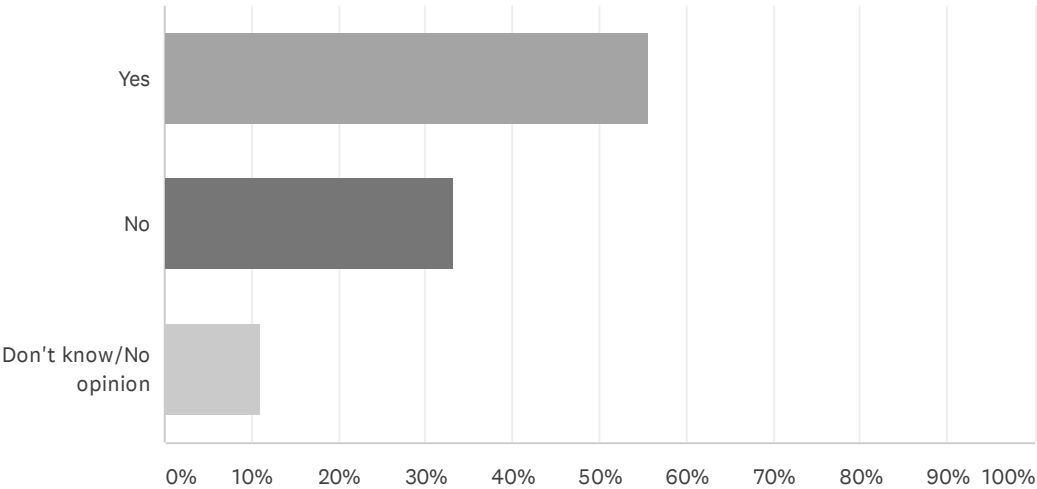
Answered: 27    Skipped: 4



ANSWER CHOICES		RESPONSES	
Extremely comfortable		11.11%	3
Very comfortable		18.52%	5
Somewhat comfortable		25.93%	7
Not so comfortable		29.63%	8
Not at all comfortable		14.81%	4
TOTAL			27

Q6 Did you feel you were treated fairly compared to your coworkers?

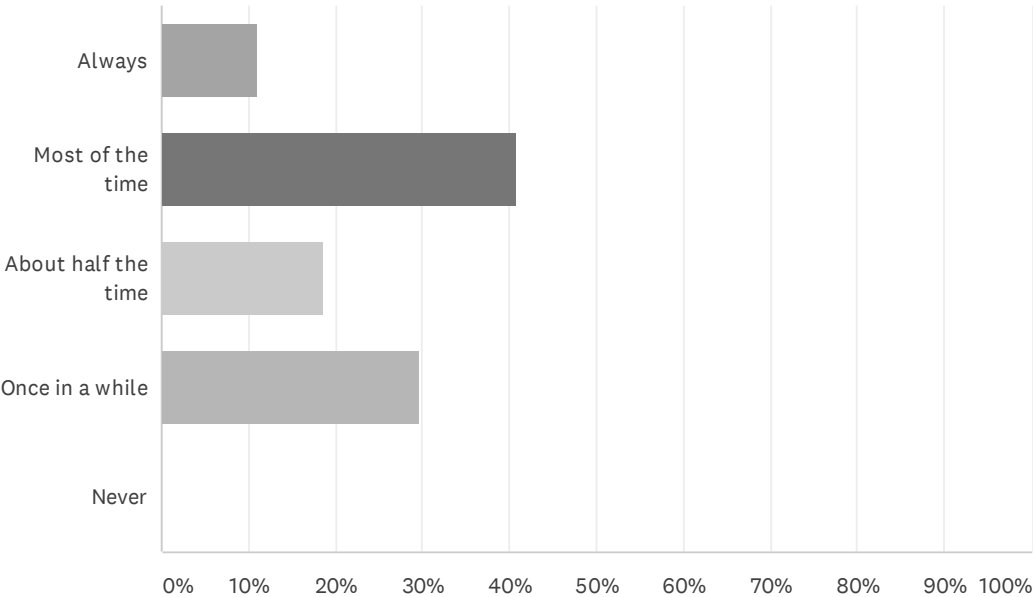
Answered: 27    Skipped: 4



ANSWER CHOICES	RESPONSES	
Yes	55.56%	15
No	33.33%	9
Don't know/No opinion	11.11%	3
TOTAL		27

Q7 How often did you feel your contributions were recognized?

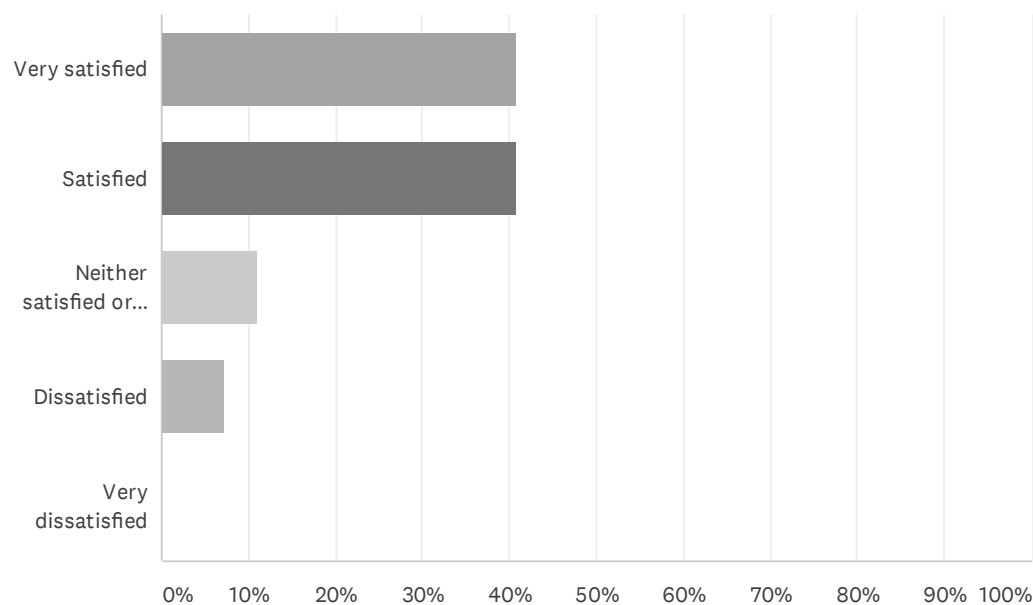
Answered: 27    Skipped: 4



ANSWER CHOICES	RESPONSES	
Always	11.11%	3
Most of the time	40.74%	11
About half the time	18.52%	5
Once in a while	29.63%	8
Never	0.00%	0
TOTAL		27

Q8 How satisfied were you with your work schedule (ex: ability to balance work and personal time)?

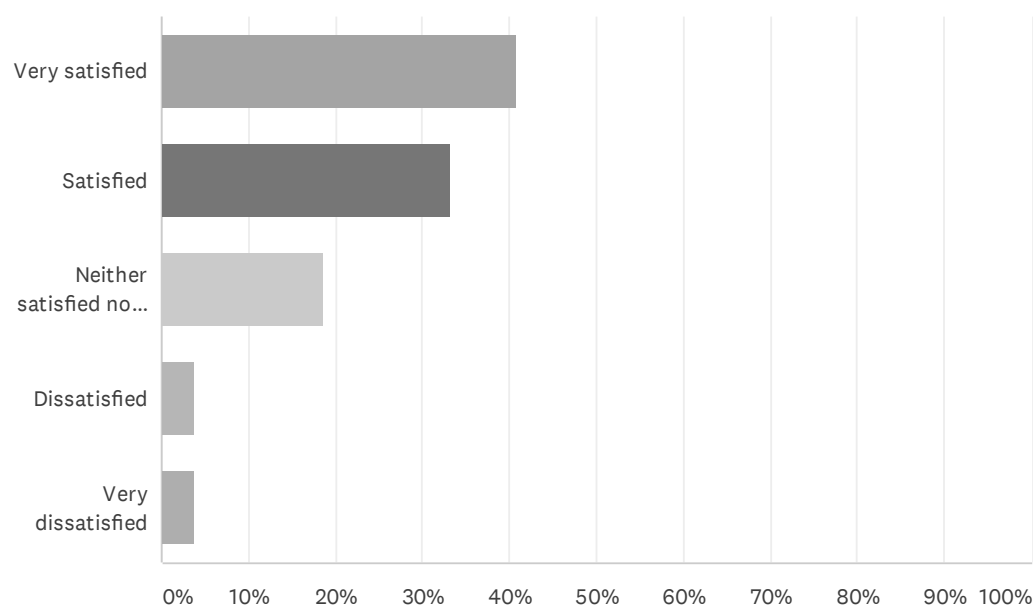
Answered: 27    Skipped: 4



ANSWER CHOICES	RESPONSES	
Very satisfied	40.74%	11
Satisfied	40.74%	11
Neither satisfied or dissatisfied	11.11%	3
Dissatisfied	7.41%	2
Very dissatisfied	0.00%	0
TOTAL		27

Q9 How satisfied were you with the Wildlife Department's health insurance benefit package?

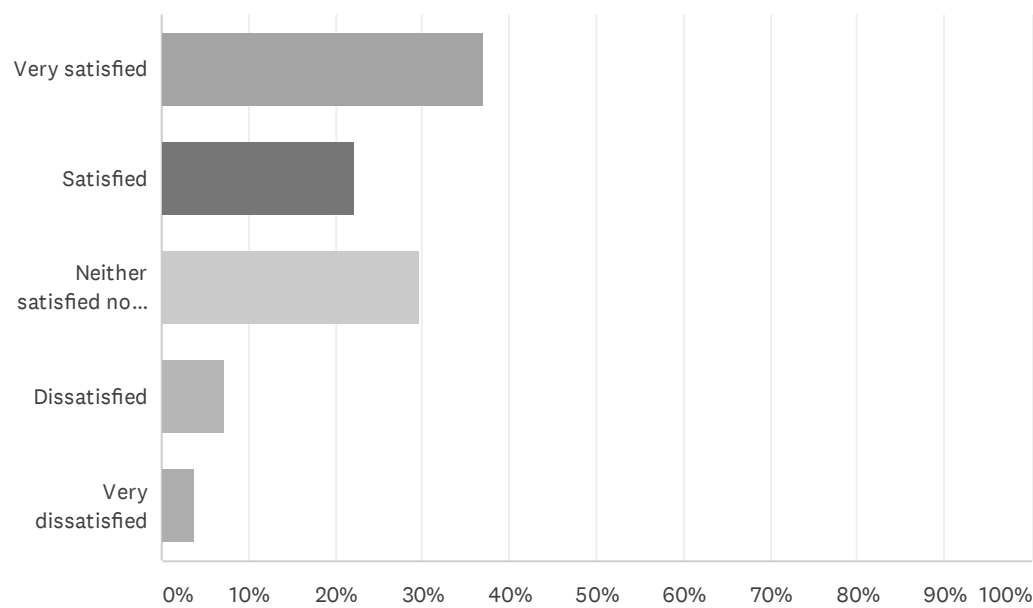
Answered: 27    Skipped: 4



ANSWER CHOICES	RESPONSES	
Very satisfied	40.74%	11
Satisfied	33.33%	9
Neither satisfied nor dissatisfied	18.52%	5
Dissatisfied	3.70%	1
Very dissatisfied	3.70%	1
TOTAL		27

Q10 How satisfied were you with the Wildlife Department's retirement plan benefits?

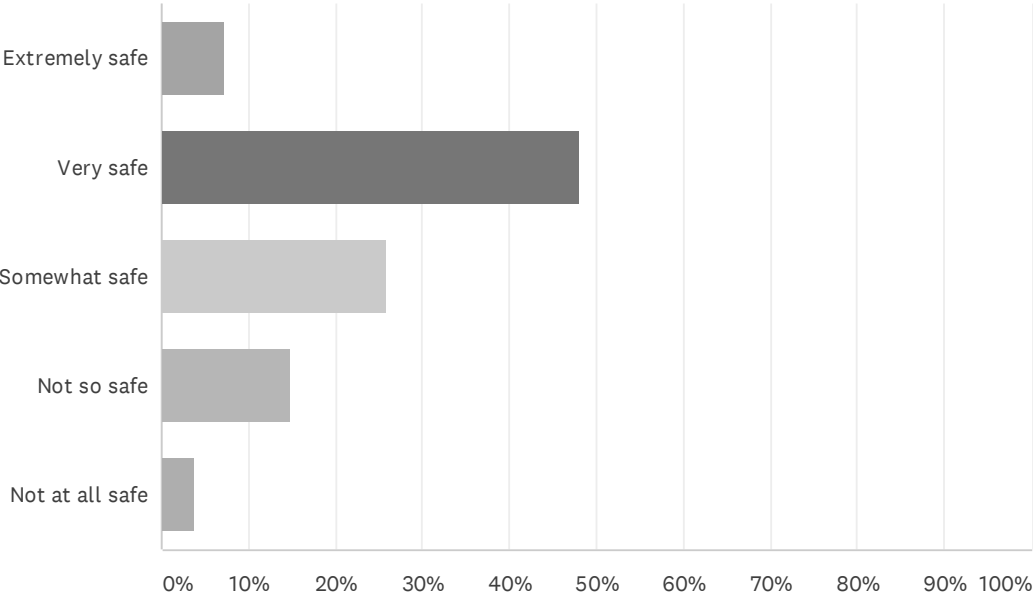
Answered: 27    Skipped: 4



ANSWER CHOICES	RESPONSES	
Very satisfied	37.04%	10
Satisfied	22.22%	6
Neither satisfied nor dissatisfied	29.63%	8
Dissatisfied	7.41%	2
Very dissatisfied	3.70%	1
TOTAL		27

Q11 Do you feel the Wildlife Department has a safe working environment for all the employees?This could refer to training, equipment (PPE), facility safety, etc.

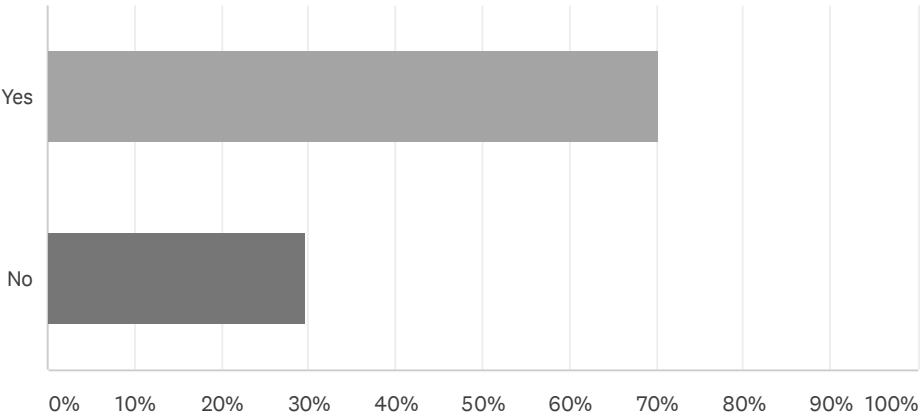
Answered: 27    Skipped: 4



ANSWER CHOICES	RESPONSES	
Extremely safe	7.41%	2
Very safe	48.15%	13
Somewhat safe	25.93%	7
Not so safe	14.81%	4
Not at all safe	3.70%	1
TOTAL		27

Q12 Do you think the Wildlife Department adheres to a zero tolerance policy against any kind of discrimination?

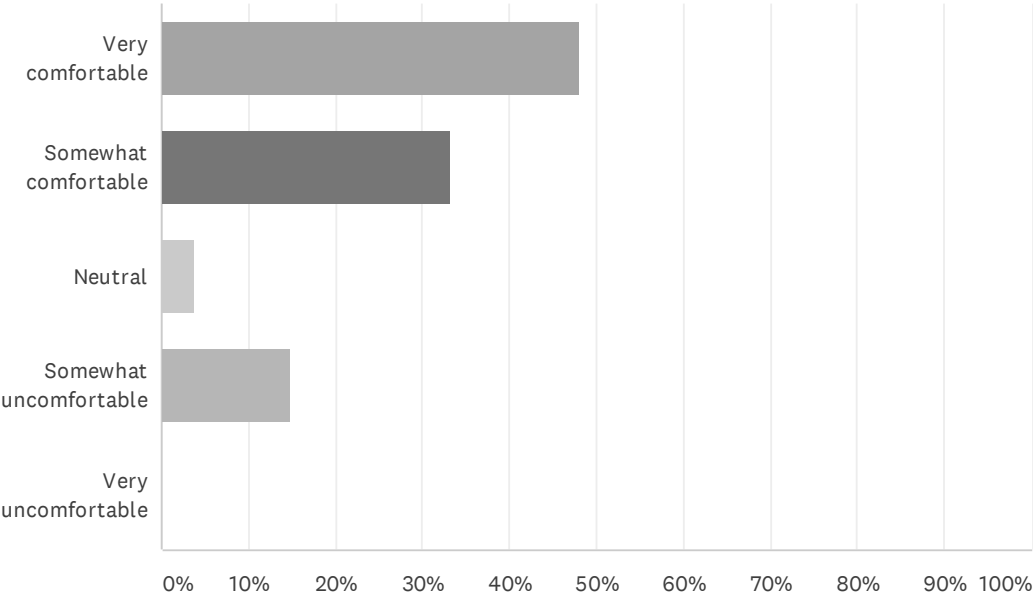
Answered: 27    Skipped: 4



ANSWER CHOICES	RESPONSES	
Yes	70.37%	19
No	29.63%	8
TOTAL		27

Q13 How comfortable were you with the the Wildlife Department's workplace culture?

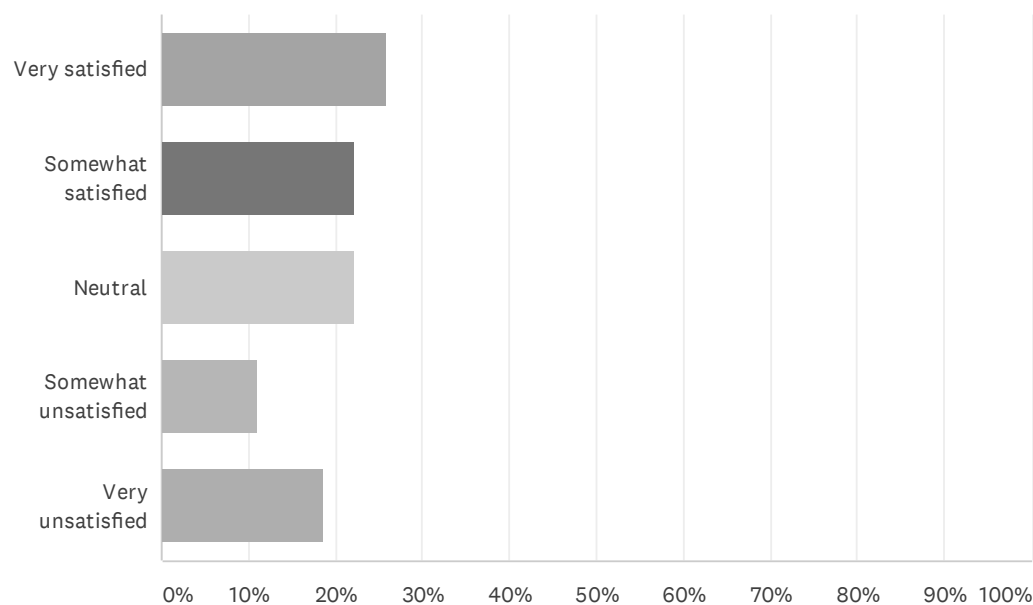
Answered: 27    Skipped: 4



ANSWER CHOICES	RESPONSES	
Very comfortable	48.15%	13
Somewhat comfortable	33.33%	9
Neutral	3.70%	1
Somewhat uncomfortable	14.81%	4
Very uncomfortable	0.00%	0
TOTAL		27

Q14 How satisfied are you with the way performance reviews were conducted?

Answered: 27    Skipped: 4



ANSWER CHOICES	RESPONSES	
Very satisfied	25.93%	7
Somewhat satisfied	22.22%	6
Neutral	22.22%	6
Somewhat unsatisfied	11.11%	3
Very unsatisfied	18.52%	5
TOTAL		27