




2016 ANNUAL REPORT

A CONSTITUTIONAL AGENCY FUNDED BY SPORTSMEN AND WOMEN
THROUGH THEIR PURCHASE OF HUNTING AND FISHING LICENSES.



WHO WE ARE

The Oklahoma Department of Wildlife Conservation, or ODWC, is the agency responsible for managing fish and wildlife in the state. ODWC issues hunting and fishing licenses, and provides important information about outdoor recreation to the public. ODWC enforces rules and regulations, and has numerous programs to provide healthy resources and to satisfy customers.

ODWC receives no general state tax appropriations and is supported by hunting and fishing license fees and federal excise taxes on hunting and fishing equipment.

OUR MISSION

To manage Oklahoma's wildlife resources and habitat to provide scientific, educational, aesthetic, economic and recreational benefits for present and future generations of hunters, anglers and others who appreciate wildlife.

Department Organization

ODWC is organized into five major divisions: Administration, Fisheries, Information and Education, Law Enforcement and Wildlife.

The Commission

- The Oklahoma Wildlife Conservation Commission is the eight-member governing board of the Oklahoma Department of Wildlife Conservation.
- Commissioners serve eight-year terms and are appointed by the governor and confirmed by the state Senate.
- The Commission establishes state hunting and fishing regulations, sets policy for ODWC and indirectly oversees all state fish and wildlife conservation activities.
- The Commission governs all ODWC operations and financial transactions. Members met the first Monday of each month to conduct business.

The Oklahoma Department of Wildlife Conservation is a constitutional agency. It was created based on the user-pay, user-benefit principle whereby hunter and angler license fees fund department operations.

Your Wildlife Department

- More than 340 full-time employees, including more than 100 game wardens and more than 150 Fish and Wildlife personnel.
- Headquarters near the State Capitol in Oklahoma City.
- Offices statewide in Byron, Caddo, Higgins, Holdenville, Jenks, Lawton, Norman, Ponca City, Porter and Woodward.
- State fish hatcheries in Byron, Durant, Holdenville and Lawton.
- More than 70 public hunting and fishing areas.
- More than 1.6 millions acres available to hunters and anglers.

How to support conservation

- Buy a hunting or fishing license.
- Buy a wildlife conservation license plate for your vehicle.
- Take someone hunting or fishing.

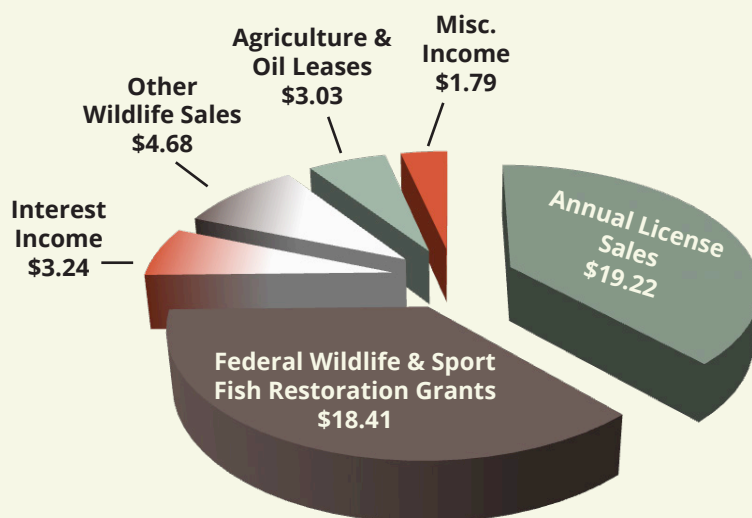


DEPARTMENT FUNDING

The Department remains a non-appropriated, user-pay/user-benefit agency that is funded either directly or indirectly by hunting and fishing license sales. In fiscal year 2016, ODWC operated with an estimated \$50.39 million in revenue. Major revenue sources are annual license sales, \$19.22 million; federal Wildlife and Sport Fish Restoration grant revenues, \$18.41 million (based on a formula that includes the certified number of hunting and fishing licenses sold in the state); interest income, \$3.24 million; other wildlife sales, \$4.68 million; agriculture and oil leases, \$3.03 million; and miscellaneous income including donations, \$1.79 million.

ODWC FY 2016 Revenue

(in millions of dollars)



LIFETIME LICENSE

Trust Account

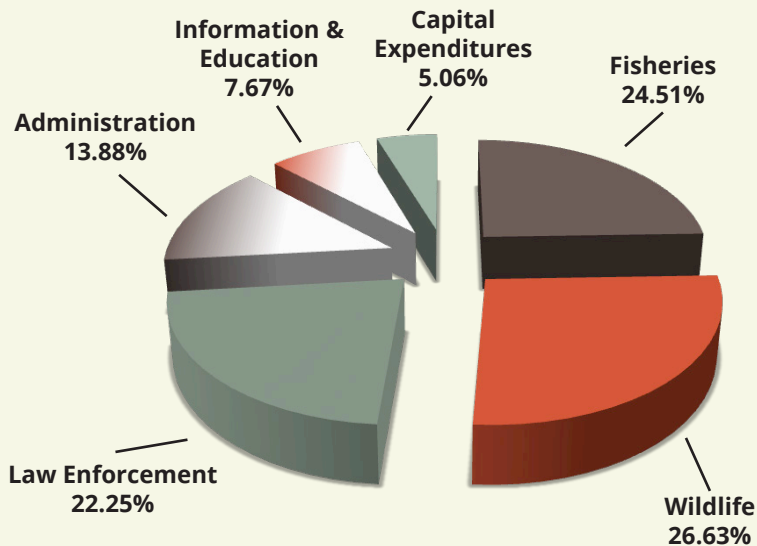
- Revenue from lifetime license sales is placed in the Lifetime License Trust Fund. The principal cannot be spent, but interest investment income can be used for ODWC operations.
- ODWC sold its first lifetime combination hunting/fishing license in 1969 for \$150.
- ODWC has over 220,500 lifetime licenses since the first one was sold in 1969.
- More than 50 percent of all ODWC licensed hunters/anglers hold lifetime licenses and no longer buy annual licenses.

The Oklahoma Department of Wildlife Conservation does not receive general state tax appropriations. License sales and Federal Wildlife and Sport Fish Restoration Program grant revenue are the two main funding sources for the department.



ODWC FY 2016 EXPENDITURES

(as percent of total budget)



Even though hunting and fishing license sales have remained stable over the past several years, the percent of sales relative to the state's population has decreased.

AGENCY EXPENDITURES

Expenditures for fiscal year 2016 were \$51,361,443.

Fisheries Division expenditures were \$12.59 million (24.51 percent of total budget).

Wildlife Division expenditures were \$13.67 million (26.63 percent of total budget).

Law Enforcement Division expenditures were \$11.42 million (22.25 percent of total budget).

Administration Division expenditures were \$7.13 million (13.88 percent of total budget).

Information and Education Division expenditures were \$3.94 million (7.67 percent of total budget).

Capital expenditures were \$2.59 million (5.06 percent of total budget).

OKLAHOMA IS AN OUTDOOR PLAYGROUND

Oklahoma is one of the most ecologically diverse states in the nation, with more than 760 species of wildlife found in the state, including:

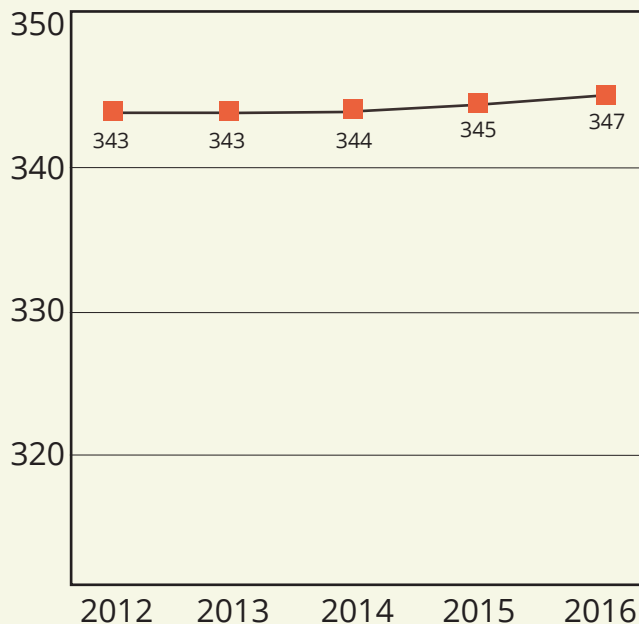
- More than 350 bird species.
- More than 100 mammal species.
- More than 170 fish species.

The Sooner State has:

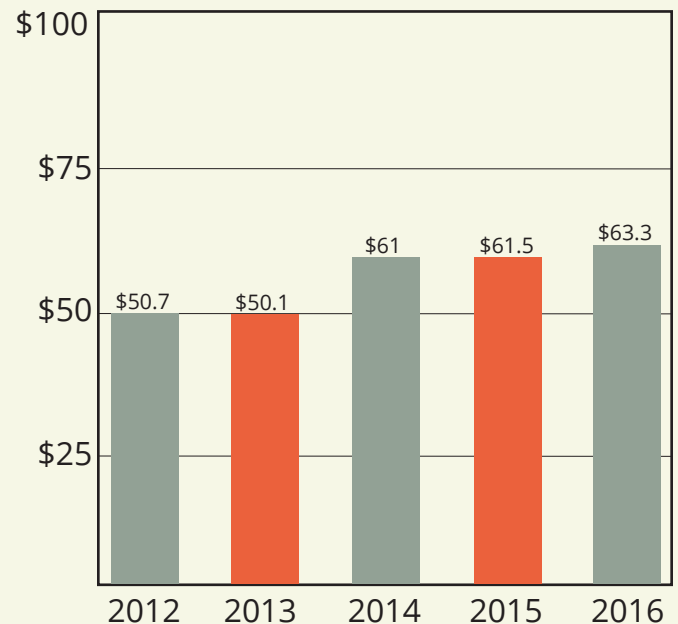
- More than 1 million surface acres of water.
- About 1,120 square miles of lakes and ponds.
- About 11,600 miles of shoreline, greater than the lengths of the continental United States' Pacific, Atlantic and Gulf coasts combined.
- About 78,500 miles of rivers and streams.



ODWC EMPLOYEE NUMBERS



ODWC BUDGET (in millions of dollars)



A LEGACY OF CONSERVATION

- The Wildlife Department was created as a one-man agency in 1909. The first hunting license cost \$1.25 to fund the Department, setting the precedent of a non-appropriated, user-pay/user-benefit agency.
- In 1956, state voters passed a constitutional amendment establishing the Oklahoma Department of Wildlife Conservation as the constitutional agency it is today. The amendment was enacted in 1957, and the first board of commissioners was created to oversee the Department's operation.

The role deer hunters play in Oklahoma simply by participating in outdoor activities is far-reaching. The total economic effect of deer hunting activity in Oklahoma during 2011 was estimated at more than \$400 million, and the total economic effect from 2011 hunting activity in Oklahoma in general was estimated to be \$1.8 billion.

	Number	Price per License (Excludes Dealer Fees)	Total Dollar Amount
Annual Fishing	211,273	19.00	4,014,187.00
Youth Resident Fishing (16-17 yrs of age)	10,745	4.00	42,980.00
NR Annual Fishing	34,523	44.00	1,519,012.00
NR 1-Day Fishing	40,299	7.50	302,242.50
NR 6-Day Fishing	20,509	27.50	563,997.50
Resident 2 Day Fishing	6,486	9.00	58,374.00
Resident 5 year Fishing	4,989	75.00	374,175.00
Lifetime Fishing License	889	200.00	177,800.00
Texoma Fishing License	15,332	11.00	107,624.00
Temp Resident Fish	1,385	50.00	69,250.00
Lake Texoma - Texas			231,795.83
Temporary NR Fishing	402	90.00	36,180.00
Temporary NR Trout	2		150.00
Combination	17,467	36.00	628,812.00
Resident Combination Fiscal Year	2,619	47.00	123,093.00
Youth Resident Combination	2,306	8.00	18,448.00
Youth Resident Combination Fiscal Year	350	18.00	6,300.00
Resident 5 year Combo	2,464	135.00	332,640.00
Cherokee Nation Combination Compact	97,790		195,580.00
Lifetime Combination	2,220	750.00	1,665,000.00
Disable Veterans Combination LT	213	200.00	42,600.00
60-100% Disabled Vet Combination LT	1,020	25.00	25,500.00
Wildlife Conservation Passport	427	25.00	10,675.00
Blue River Passport	0	20.00	0.00
Resident Land Access Fee	3,450	39.00	134,550.00
Resident 3 Day Land Access Fee	596	9.00	5,364.00
NR Land Access Fee	328	84.00	27,552.00
3-day Wildlife Conservation Passport	274		3,836.00
Disability Hunting	1,221	10.00	12,210.00
Disability Fishing	2,785	10.00	27,850.00
Resident Annual Trapper	587	9.00	5,283.00
Professional Trapper-Furbearer	8	68.50	548.00
NR Annual Trapper	4	345.00	1,380.00
Fur Dealer	23	100.00	2,300.00
NR Fur Dealer	3	Varies	1,103.00
Res Minnow Dealer/Intrastate	4	100.00	400.00
NR Minnow Dealer/Interstate	8	500.00	4,000.00
Res Minnow Dealer/Interstate	7	100.00	700.00
Res Minnow Dealer/Interstate/Extra Veh	12	25.00	300.00
NR Minnow Dealer/Interstate/Extra Veh	21	25.00	525.00
Res Minnow Dealer/Intrastate/Extra Veh	6	25.00	150.00
Mussel Permit	0	50.00	0.00
Mussel Dealer	0	1,000.00	0.00
NR Mussel Permit	0	1,000.00	0.00
Paddle Fish Permit	138,220	0.00	0.00
Non-Ambulatory	0	0.00	0.00
Fishing Guide License	287	20.00/90.00	24,290.00

	Number	Price per License (Excludes Dealer Fees)	Total Dollar Amount
Resident Aquatic Turtle	11	40.00	440.00
NR Aquatic Turtle	0	200.00	0.00
Aquatic Turtle Helper	0	40.00	0.00
Resident Turtle Buyer	2	200.00	400.00
Aquatic Turtle Buyer - NR	0	500.00	0.00
Duplicate Annual IPOS	6,825	0.50	3,412.50
Duplicate Annual License	2,169	1.50	3,253.50
Duplicate 5 year License	1,012	4.00	4,048.00
Duplicate Senior Citizen Lifetime License	656	10.00	6,560.00
Duplicate License - LT	2,667	10.00	26,670.00
Duplicate Disability	174	1.50	261.00
Duplicate Hunter Safety	869	5.00	4,345.00
Nuisance Wildlife Control Operator	170		12,750.00
Import-Export Permit	0	5.00	0.00
Field Trial Permit	11	5.00	55.00
Commercial Hunt Area-Combination	28	500.00	14,000.00
Commercial Hunt Tags	985	20.00	19,700.00
Commercial Hunt Area - Small Game	51	100.00	5,100.00
Commercial Hunt Area Big Game	57	500.00	28,500.00
Non-Commercial Wildlife Breeder	105	10.00	1,050.00
Commercial Wildlife Breeder	97	48.00	4,656.00
Wildlife Rehabilitation Permit	129	10.00	1,290.00
Resident Exhibitors Permit	2	50.00	100.00
NR 30 Day Exhibitors Permit			100.00
Resident Falconry	47	45.00	2,115.00
NR Falconry	0	100.00	0.00
NR 10-Day Falconry	1	25.00	25.00
Scientific Collector Permit	288	10.00	2,880.00
Resident Hunting	44,448	19.00	844,512.00
NR Hunting	6,096	131.00	798,576.00
NR 5-Day Hunting	5,808	66.50	386,232.00
Youth Resident Hunting (16-17 yrs of age)	3,598	4.00	14,392.00
Commercial Hunt - 10 Day	2,590	5.00	12,950.00
5 Day Rattlesnake Permit	233	4.00	936.00
Hunting Dog Trainer	185	10.00	1,850.00
Waterfowl Stamps Collectors	552	9.00	4,968.00
Fox, Raccoon, Bobcat	1,595	9.00	14,355.00
NR Fox, Raccoon, Bobcat	93	50.00	4,650.00
Waterfowl Stamp - DS	18,131	9.00	163,179.00
Lifetime Hunting	254	600.00	152,400.00
Resident 5 year Hunting	989	75.00	74,175.00
Turkey - Spring	15,606	9.00	140,454.00
Turkey - Fall	3,254	9.00	29,286.00
Resident Antelope - Special Hunts	11	50.00	550.00
NR Antelope - Special Hunts	0	295.00	0.00
Resident - Elk	236	50.00	11,800.00
Spec Hunt - Elk	17	50.00	850.00

	Number	Price per License (Excludes Dealer Fees)	Total Dollar Amount
Spec Hunt - NR Elk	1	295.00	295.00
Non-Resident - Elk	2	295.00	590.00
NR Special Hunt Permit	18	50.00	900.00
Spec Hunt Application Fee		5.00	15.00
Res Spec Hunt Youth Deer Tag(Antlerless)	139	9.00	1,197.00
Res Spec Hunt Youth Deer Tag(Any Sex)	590	9.00	5,310.00
Res Spec Hunt Youth Deer Tag(Antlered)	0	9.00	0.00
CH Youth Deer Private Lands	34	9.00	306.00
Spec Hunt Youth Deer Primitive - Antlerless res	56	10.00	500.00
Res Spec Hunt Deer Primitive Tag(Any Sex)	45	19.00	855.00
Spec Hunt Youth Deer Primitive - any sex res	147	10.00	1,370.00
Res Spec Hunt Deer Primitive Tag(Antlered)	0	19.00	0.00
Res Spec Hunt Deer Primitive Tag(Antlerless)	91	19.00	1,729.00
NR Spec Hunt Deer Primitive Tag(Any Sex)	1	195.00	195.00
NR Spec Hunt Deer Primitive Tag(Antlerless)	1	195.00	195.00
Spec Hunt Youth Deer Archery - any sex res	18	10.00	180.00
Res Spec Hunt Deer Archery Tag(Any Sex)	213	19.00	4,047.00
Res Spec Hunt Deer Archery Tag(Antlerless)	3	19.00	57.00
NR Spec Hunt Deer Archery Tag(Any Sex)	12	195.00	2,340.00
Res Spec Hunt Youth Deer Archery Tag(Antlerless)	6	9.00	60.00
Res Spec Hunt Deer Gun Tag(Any Sex)	213	19.00	4,047.00
Res Spec Hunt Deer Gun Tag(Antlered)	3	19.00	57.00
Res Spec Hunt Deer Gun Tag(Antlerless)	199	19.00	3,553.00
NR Spec Hunt Deer Gun Tag(Any Sex)	2	195.00	390.00
NR Spec Hunt Deer Gun Tag(Antlered)	0	195.00	0.00
NR Spec Hunt Deer Gun Tag(Antlerless)	1	195.00	195.00
Special Hunt Turkey	25	9.00	207.00
Resident Deer Archery	29,192	19.00	554,648.00
Resident Deer Primitive-Buck	9,559	19.00	181,621.00
Resident Deer Primitive-Doe	5,179	19.00	98,401.00
Resident Special Antlerless Deer Gun SPX	3,457	19.00	65,683.00
Resident Deer Gun Buck	35,726	19.00	678,794.00
Resident Deer Gun Antlerless	21,288	19.00	404,472.00
Resident Youth Deer Gun	19,475	9.00	175,275.00
Resident Youth Deer Antlerless	14,861	9.00	133,749.00
Res Youth Special Antlerless Deer Gun YSX	1,308	9.00	11,772.00
NR Deer Archery	3,233	269.00	869,677.00
Resident Youth Deer Archery	6,489	9.00	58,401.00
NR Deer Primitive Buck	698	269.00	187,762.00
Resident Youth Deer Primitive(Antlerless)	1,427	9.00	12,843.00
Resident Youth Deer Primitive(Antlered)	2,250	9.00	20,250.00
NR Deer Gun	4,649	269.00	1,250,581.00
NR Temporary Hunting	40	145.00	5,800.00
Temp Resident Hunt	150	50.00	7,500.00
Temp Res Waterfowl	34	50.00	1,700.00
Temp NR Waterfowl	3	145.00	435.00
HIP - Harvest Information Permit	52,393	2.00	40,898.00

	Number	Price per License (Excludes Dealer Fees)	Total Dollar Amount
Sand hill Crane Permit	4,408	2.00	1,232.00
Resident Antelope	32	50.00	1,600.00
NR Antelope	20	295.00	5,900.00
Resident Bear	415	100.00	41,500.00
NR Bear	46	500.00	23,000.00
NR Annual Hunting Fiscal Year	1,998	165.00	329,670.00
Res Hunting - Fiscal Year	5,011	26.00	130,286.00
Youth Resident Hunting Fiscal Yr(16-17 yrs of age)	699	6.00	4,194.00
Senior Citizen Combination	4,963	24.25	120,352.75
Senior Citizen LT Fishing	3,417	14.25	48,692.25
Senior Citizen LT Hunting	156	14.25	2,223.00
Fish & Hunt Legacy LT	3,363	20.00	67,260.00
Fish & Hunt Legacy Oper LT	3,363	5.00	16,815.00
Fish & Hunt Legacy Annual	405,215	4.00	1,620,860.00
Fish & Hunt Legacy Operations	405,215	1.00	405,215.00
Fish & Hunt Legacy 5 year	8,442	10.00	84,420.00
Fish & Hunt Legacy 5 year Operations	8,442	2.00	16,884.00
TOTALS	1,810,042		21,305,538.83

The "Number" column multiplied by "Price per License" does not always equal the "Total Amount" due to price increases or decreases. All nonresident license fees include a portion of the fee set aside for wildlife habitat.



HUNTERS IN THE KNOW ... LET YOUNG BUCKS GROW!

DEER MANAGEMENT IS MORE THAN ANTLERLESS HARVEST

LICENSE COST HISTORY

Annual Licenses (hunting or fishing)

Year	Cost
1909*	\$1.25
1950	\$2.00
1968	\$3.25
1975	\$5.00
1982	\$7.50
1986	\$10.00
1995	\$12.50
2003 (July 1)	\$20.00
2005***	\$25.00

Lifetime License

Year	Combination	Fishing	Hunting
1968**	\$150	\$100	\$100
1975	\$225	\$125	\$125
1982	\$400	\$125	\$300
1995	\$525	\$150	\$400
2003 (July 1)	\$750	\$200	\$600
2005***	\$775	\$225	\$625

* First Hunting License issued

** First Lifetime License Fees

*** Increased to include Legacy Permit



This program receives federal assistance from the U.S. Fish and Wildlife Service and thus prohibits discrimination on the basis of race, color, religion, national origin, disability, age and sex (gender) pursuant to Title VII of the Civil Rights Act of 1964 (as amended), Title IX of the Education Amendments of 1972, the Age Discrimination Act of 1975, Section 504 of the Rehabilitation Act of 1973, and Title II of the Americans With Disabilities Act of 1990. To request an accommodation or informational material in an alternative format, contact Oklahoma Department of Wildlife Conservation, (405) 521-3851. If you believe you have been discriminated against in any program, activity or service, contact U.S. Fish and Wildlife Service, Office for Diversity and Workforce Management, 5275 Leesburg Pike, Falls Church, VA 22041.